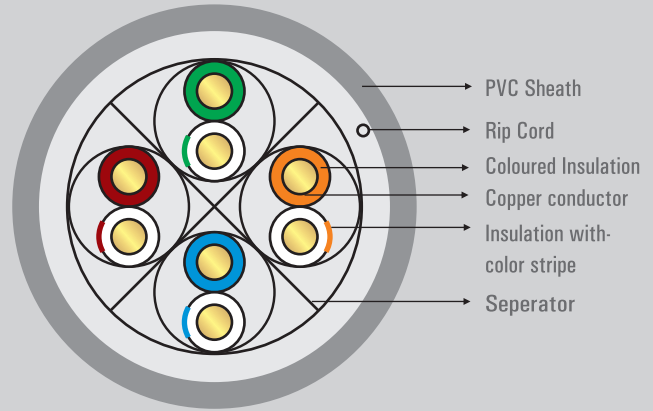


APPLICATION

Enhanced performance cable for transmission of high speed data, digital and analogue voice and video (RGB) signals on LANs. Supports Gigabit Ethernet (1000 baseT) standard. Performance verified up to 600 Mhz

This cable well exceeds the requirements of ANSI/TIA-568-C.2 category6 ISO 11801 Class E

Approval : UL Listed  & ETL Verified



CONSTRUCTION

- Conductor: **24 AWG Solid bare Copper (4 pair)**
- Insulation: **High Density Polyethylene**
- Pairs: **2 Insulated conductors twisted together**
- Sheath: **FR-PVC**
Insulation thickness 0.2mm nominal
- Cable Diameter: **6.1 mm nominal**
- Cable wt per Box: **13.6 Kgs nominal**
- Printing: **Each meter printed with sequential Length Counter**

◆ **ELECTRICAL PROPERTIES**

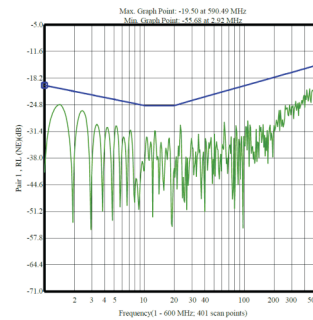
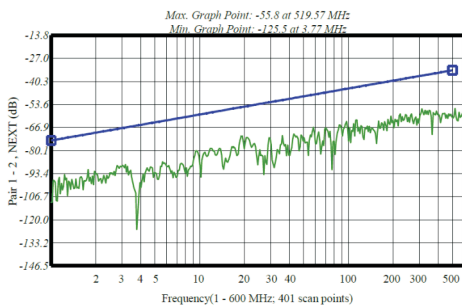
- Characteristic Impedance: **100 ± 15Ω**
- Conductor Resistance: **≤ 9.38 Ω /100m**
- Insulation Resistance: **100M Ω**
- Mutual Capacitance: **< 5.6nF/100m**
- Resistance Unbalance: **5% Max**
- Capacitance Unbalance: **330pF/100m**
- Delay Skew: **< 45nS**
- NVP (%): **69%**
- Operating Voltage: **72V**
- Dielectric Strength: **1.0KV dc or 0.75KV ac for 1min**

◆ **COLOR CODE**

PAIR NO	COLOR	PAIR NO	COLOR
1-2	White-Orange Stripe and Orange	3-6	White-Green Stripe and Green
4-5	White-Blue Stripe and Blue	7-8	White-Brown Stripe and Brown

◆ TRANSMISSION CHARACTERISTICS PER 100M

Frequency MHz	Insertion Loss (dB/100m)	RL (dB)	NEXT (dB)	PSNEXT (dB)	ELFEXT (dB)	PSELFEXT (dB)	ACR (dB)	PSACR (dB)
1	2.0	20.0	74.3	72.3	67.8	64.8	72.3	70.3
4	3.8	23.0	65.3	63.3	55.8	52.8	61.5	59.5
8	5.3	24.5	60.8	58.8	49.7	46.7	55.5	53.5
10	6.0	25.0	59.3	57.3	47.8	44.8	53.3	51.3
16	7.6	25.0	56.2	54.2	43.7	40.7	48.6	46.6
20	8.5	25.0	54.8	52.8	41.8	38.8	46.3	44.3
25	9.5	24.3	53.3	51.3	39.8	36.8	43.8	41.8
31.25	10.7	23.6	51.9	49.9	37.9	34.9	41.2	39.2
62.5	15.4	21.5	47.4	45.4	31.9	28.9	32.0	30.0
100	19.8	20.1	44.3	42.3	27.8	24.8	24.5	22.5
200	29.0	18.0	39.8	37.8	21.8	18.8	10.8	8.8
250	32.8	17.3	38.3	36.3	19.8	16.8	5.5	3.5
500	45.3	15.2	33.8	31.8	13.8	10.8	4.5	2.8
600	51	14.5	31.2	29.9	11.8	8.6	3.5	2.1



◆ MECHANICAL PROPERTIES

Bending Radius: < 25.4mm at -20°C ± 1°C
 Pulling Force: 11.5 Kg
 Operating Temperature Range: -20°C to +70°C
 Storage Temperature Range: 0°C to +50°C

◆ ORDERING INFORMATION

Part Code	Description
NCB-C6UGRYR-305	CAT6 UTP 24AWG Solid: 305M

◆ CONNECTION SYSTEM

Compatible with all common systems according to TIA/EIA 568-C.2 and ISO/IEC 11801 Class E

◆ PACKING

Reels of guaranteed 305m Length with spool



D-Link (India) Limited
 Kalpataru Square, 2nd Floor, Kondivita Lane, Andheri-East, Mumbai-400059
 Specifications are subject to change without notice.
 D-Link is a registered trademark of D-Link Corporation and its overseas subsidiaries.
 All other trademarks belong to their respective owners.
 ©2017 D-Link Corporation. All rights reserved. Release 01 (May 2017)